

GRADE-2



Assignment-14

Date: Monday, 19<sup>th</sup> July, 2021

**English:**

**Day 1**


- Read the story: Partho the Park - keeper from English Reader
- Write vocabulary 2 times in notebook

4 **Partho the Park-Keeper**  

Partho was a park-keeper. He worked with five other people. He and his team kept the park clean. Partho loved his job.

Once every year, the park was closed for cleaning. No one could use the park then. This year, the park was closed on a **weekend**.

Partho and his team were very busy for two days. They went around the park doing many things. On Saturday, they picked up the **litter** and put it in large bags. "People should throw **rubbish** only in the bins," said Partho. His team **nodded**.



**New Words**

▸ **park-keeper**: someone who takes care of the park ▸ **team**: a group of people who always work together ▸ **weekend**: Saturday and Sunday ▸ **litter**: pieces of waste like paper, bottles and so on lying on the ground ▸ **rubbish**: things that people do not want and throw away ▸ **nodded**: moved the head up and down to say 'yes'

They weeded the **flower-beds** and planted new seeds. They **trimmed** the grass. They **scrubbed** the swings, see-saws and slides. They **fixed** the broken merry-go-round.

“The children will be so happy,” Partho smiled.

On Sunday, they painted all the benches in the park. Partho told his team, “We must **put up notices** that say WET PAINT next to the benches.”

By evening, the work was finally done. Everyone was tired. So they sat on a bench and enjoyed tea and **snacks**. They looked around and felt happy—the park looked new! But when they stood up, their backs were covered in paint!



“Oh no!” said Partho. “We should have put up the WET PAINT notices before we sat down!”

Everyone laughed.

#### New Words

• **weeded**: removed the plants that were not wanted  
• **flower-beds**: long, neat rows of plants with flowers  
• **trimmed**: cut the top part  
• **scrubbed**: rubbed something hard to clean it  
• **fixed**: made something that is broken work again  
• **put up**: show something so that everyone can see it  
• **notices**: words or pictures on a piece of paper or cardboard that tell you something important  
• **snacks**: food like biscuits, fruits, and so on, that you eat between breakfast, lunch and dinner

## Day 2

### Assessment of Noun Gender

## Maths:

## **Day 1**

**Note:** You can watch the videos to understand the concept of story sums

<https://www.youtube.com/watch?v=oevBR-rKXFk>

<https://www.youtube.com/watch?v=ouXSpGtcHk>

### **Addition**

- Word Problems (Exercise **3B (1,2)**) in notebook (Page:54).

## **Homework**

### **Addition**

- Word Problems (Exercise **3B (4,5)**) in notebook (Page:54).

## **Day 2**

**Note:** You can watch the videos to understand the concept of story sums

<https://www.youtube.com/watch?v=oevBR-rKXFk>

<https://www.youtube.com/watch?v=ouXSpGtcHk>

### **Addition**

- Word Problems (Exercise **3F (1,2)**) in notebook (Page:62).

## **Homework**

### **Addition**

- ✚ Word Problems (Exercise **3F (3,4)**) in notebook (Page:62).
- ✚ Prepare for Assessment on addition

## **Hindi:**

## **Day 1**



बच्चों को संज्ञा का दोहरान-कार्य कक्षा में करवाया जायेगा ।

## **Day 2**

### खिलौनों कि सभा

#### प्रारंभिक चर्चा

प्रश्न१. आप स्कूल से आकर क्या-क्या करते हैं ?

प्रश्न२. शाम के समय क्या खेलते हैं ?

प्रश्न३. टी. वी. पर कौन सा प्रोग्राम देखते हैं ?

प्रश्न४. कम्प्यूटर पर क्या करना अच्छा लगता है ?

आइये पठन करें -

गृहकार्य

पाठ में आये नवीन शब्दों को अपनी अभ्यास पुस्तिका में दो-दो बार लिखें एवं याद करें-

मनपसंद

कंप्यूटर

पिटारी

फुदकना गृह-कार्य

रद्दी

सुहाना

बिछुड़ना

खिलौनों

फुटबॉल

दोस्तों

प्यारे मौसम

दिमाग

रविवार

चुस्त गोटियाँ

पज़ल

टेलीविज़न

रसोई

## **Day 3**

### खिलौनों कि सभा

पृष्ठ संख्या २५ कक्षा में करें-

पुस्तिका में कठिन शब्दों के अर्थ लिखें -

- मनपसंद- \_\_\_\_\_
- गृह-कार्य- \_\_\_\_\_
- रद्दी- \_\_\_\_\_
- सुहाना- \_\_\_\_\_
- उपाय- \_\_\_\_\_
- फुदकना- \_\_\_\_\_
- बिछुड़ना- \_\_\_\_\_
- पिटारी- \_\_\_\_\_

गृहकार्य

अपनी पसंद के घर से बाहर जाकर खेलने वाले किन्ही ५ खेलों के नाम बताओ ।

पुस्तक में पृष्ठ संख्या २६ में दिया गया कार्य करें ।

नोट- अगली कक्षा में श्रुतिलेख के लिए नवीन शब्दों का अभ्यास करें ।

**UOI:**

Watch the video and reflect

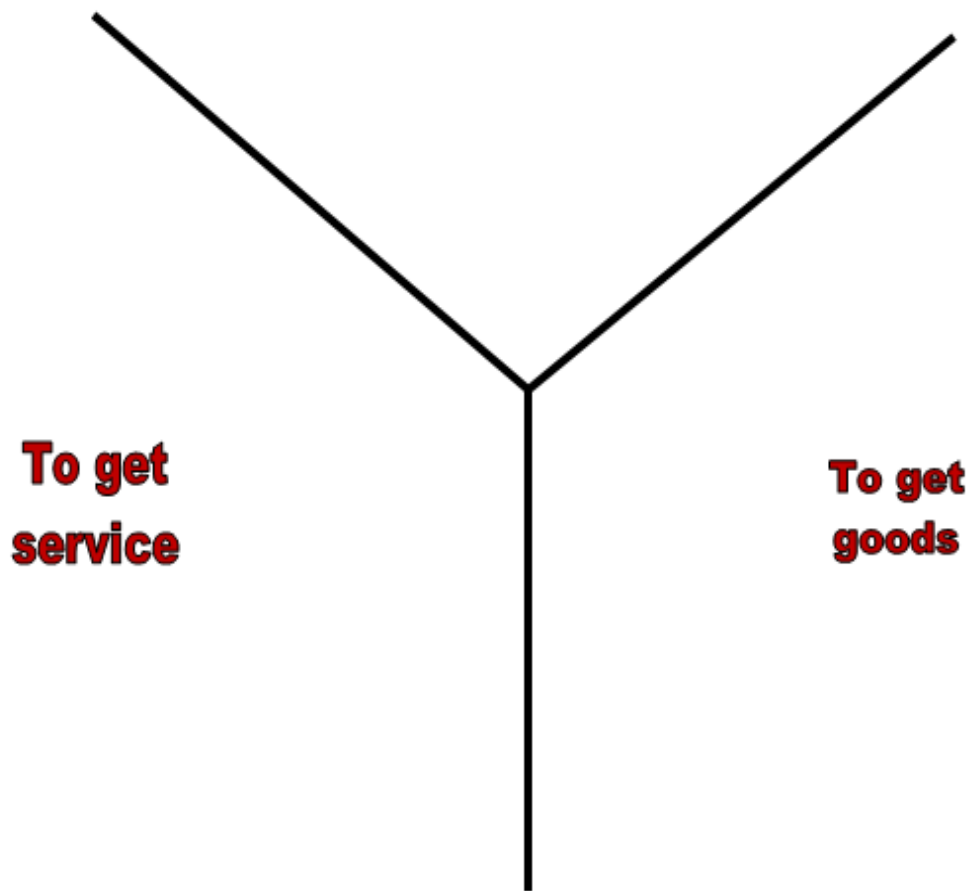
<https://www.youtube.com/watch?v=FnnYqICnWJ0&feature=youtu.be>

# Sorting out

## Y - chart

Write the public places you visit –

**For recreation**



### Day 2

Going further

LOI 2 Purpose of public places.

In this video we will explore different public Places.

<https://www.youtube.com/watch?v=jjDuhT6xiOo&feature=youtu.be>

See the video and reflect.

Read the given clues and write the public places.



Where do you go...

1. To learn new things - \_\_\_\_\_
2. To withdraw money- \_\_\_\_\_
3. To get treated when ill- \_\_\_\_\_
4. To get on a train- \_\_\_\_\_



5. To read or borrow books- \_\_\_\_\_
6. To report a crime- \_\_\_\_\_
7. To stay away from home- \_\_\_\_\_
8. To watch a football match- \_\_\_\_\_



**GK:**

Complete page: 37 and 43 in GK book

**Music:**

PART 2

तूने हमें भोजन दिया

तेरी दया तेरी दया  
तूने हमें जीवन दिया  
तेरी दया तेरी दया  
कुछ भी नहीं हमसे लिया  
हर दिन करे नमन  
तेरे सम्मान में

VIDEO LINK

<https://youtu.be/UeIBilDyRyQ>

**PE:**

**Task :- Watch the video and Learn Basic Breathing Exercises.**

[https://youtu.be/\\_y4cn55v3n4](https://youtu.be/_y4cn55v3n4)